

Home Projector  
EMP-TW20



Weight - Approx. 3.5kg

**INDIA**

Epson India Pvt Ltd  
Tel: (91) 080-3051-5000  
Fax: (91) 080-3051-5005  
www.epson.co.in

**INDONESIA**

PT Epson Indonesia  
Tel: (62) 021-572-3161  
Fax: (62) 021-572-4357  
www.epson.co.id

**MALAYSIA**

Epson Trading (M) Sdn Bhd  
Tel: (60) 03-5628-8288  
Fax: (60) 03-5628-8388  
www.epson.com.my

**PHILIPPINES**

Epson Philippines Corporation  
Tel: (63) 02-813-6567  
Fax: (63) 02-811-1163  
www.epson.com.ph

**SINGAPORE**

Epson Singapore Pte Ltd  
Tel: (65) 6337-7911  
Fax: (65) 6334-2716  
www.epson.com.sg

**THAILAND / INDOCHINA**

Epson (Thailand) Co., Ltd  
Tel: (66) 02-670-0680  
Fax: (66) 02-670-0688  
www.epson.co.th

All products and brand names herein are for identification purpose only and may be the trademarks or registered trademarks of their respective owners. Epson disclaims any and all rights in those marks. All images are simulated in this brochure. Specifications are subject to change without prior notice.

www.epson.com.sg

# Specifications

<b>Part No.</b>	V11H180052	
<b>Projection System</b>	Three-LCD Panel Shutter-Type Projection System	
<b>LCD Panel Pixel Count (WxHxNumber)</b>	854 x 480 x 3	
<b>LCD Native Resolution</b>	480p	
<b>LCD Panel Size (Diagonal)</b>	0.55 - Inch Wide with MLA (x3)	
<b>Brightness</b>	1200 ANSI lm (Colour Mode: Dynamic)	
<b>Screen Size (Projected Distance)</b>	30-300 Inch (Wide 0.73 to Tele 11.4m) 80"/2.0 m, 100"/2.5 m	
<b>Contrast</b>	1000:1	
<b>Projection Lens</b>	Type	Manual Zoom/Focus
	F-number	1.7-2.1
	Focal length	13.7-20.5 mm
	Zoom ratio	1.5
	Vertical	50 % max.(Upward and Downward)
	Horizontal	25 % max.(Left and Right)
<b>Lamp</b>	135W UHE	
<b>Fan Noise</b>	28 dB(Colour Mode: Theatre Black 1/ Theatre Black 2)	
<b>Speaker</b>	1W (Monaural)	
<b>Supported RGB Signal Resolutions</b>	XGA, SVGA, VGA	
<b>Supported Video Signals</b>	NTSC/NTSC4.43/PAL/M-PAL/N-PAL/PAL60/SECAM 525i/525p/625i/625p/750p/1125i	
<b>Video Input</b>	3RCA (Component), RCA (Composite), S-Video,	
<b>Analog RGB Input</b>	Mini D-Sub 15 pin	
<b>Audio Input</b>	2RCA (L/R)	
<b>Control I/O</b>	RS-232C	
<b>Functions</b>	Keystone Correction	Vertical: -30° to +30°
	Six Colour Modes	Theatre/Theatre Black 1/Theatre Black 2/Natural/Living Room/Dynamic
	Cinema Filter	Controlled Automatically with Colour Mode (ON : Natural/Theatre/Theatre Black 1/Theatre Black 2, OFF: Living Room/Dynamic) AV Mute, Still, Aspect Mode
<b>Operation Temperature</b>	5 °C to 35 °C <-30° to 95 °F>	
<b>Power Supply Voltage</b>	100-240 VAC ±10% , 50/60 Hz	
<b>Power Consumption</b>	100-240 VAC 50/60 Hz 2.3-1.0 A	
<b>Size (Excludes Feet)</b>	373 (W) x 295 (D) x 111 (H) mm	
<b>Weight</b>	Approx. 7.8 lbs / 3.5 Kg	

**Supplied Accessories**

<b>Power Cord</b>	1.8m
<b>Remote Controller</b>	Battery Included
<b>User's Manual</b>	


**Optional Accessories**

<b>ELPLP33 (Part No. V13H010L33)</b>	Replacement Lamp
<b>ELPAF09 (Part No. V13H134A09)</b>	Air Filter (1 sheet)

**Projection Distance**

Diagonal Screen Size (inches)	Wide (cm)	Tele (cm)
30	73	111
40	99	149
60	149	225
80	200	301
100	251	377
150	377	567
200	631	947
300	757	1137

**Connector Panel**



Dealer's Stamp

**EPSON**  
EXCEED YOUR VISION


Printed in August 05

**EPSON**  
EXCEED YOUR VISION



**dreamio™**  
Home Projector  
**EMP-TW20**

**FREEDOM  
TO EXPRESS**



# The evolutionary EMP-TW20 home projector from Epson has made beautiful images simple.

## dreamio™ Home Projector EMP-TW20

With its ample functions and straightforward operation, this stylish yet affordable projector makes it possible for everyone to enter the world of big screen images easily. Isn't it about time you transformed your room into a home theater? It's showtime!



### Small and lightweight



### Stylish design



### Glow in the dark



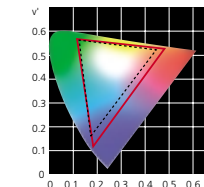
### Freedom to express beautiful, quality images

#### True to life "Epson Cinema Filter"

Equipped with the new built-in "Epson Cinema Filter", the EMP-TW20 is able to optically adjust the colour tone for accurate colour reproduction, and project beautiful, crisp images with outstanding colour purity because of its high 1000:1 contrast ratio.



Epson Cinema Filter



— EMP-TW20  
..... sRGB

### E-TORL

#### High Brightness 1200 ANSI lm, E-TORL

The "E-TORL" is a small, yet highly efficient and powerful lamp that can be adjusted between 1200 and 350 ANSI lm to correspond to a variety of lighting environments.



#### Soft, Bright, Beautiful...3LCD Technology

3LCD technology achieves brighter, more natural images and smoother, sharper video playback. No colour break-up makes images gentler on the eyes.

#### 6 Colour Modes

Choosing from any one of the 6 pre-set colour modes for perfect colour and brightness is both simple and easy to understand. These colour modes enable the user to easily select the best setting to complement a wide variety of images and environments. This projector, however, is not limited to just the pre-set colour modes, it allows for detailed colour customisation to suit individual tastes and can store up to 15 personalised settings by storing 3 under each of the 5 image source formats.

Colour Mode	Brightness (ANSI lm)	Cinema Filter	Lamp Power	
Dynamic	1200	Off	High	For use in a bright room
Living Room				For use in a room with curtains closed
Natural	350	On	Low	Natural image quality
Theatre				TV-like image quality
Theatre Black 1				Professional monitor-like image quality
Theatre Black 2				Film-like texture and image quality

### Set-up More Freely

#### Vertical and Horizontal Lens Shift

Equipped with a vertical and horizontal lens shift function allowing the user to reposition the image up to 1.5 screen widths laterally and 2 screen widths vertically, without altering the shape or compromising the image quality. This unique feature allows you to place the projector off-centre and still enjoy an undistorted image on screen. By using the Vertical Digital Keystone Correction in conjunction with the lens shift adjustments, you can widen your range of set-up possibilities around the room.

#### 1.5x Wide Zoom Ratio/Short Focus Lens

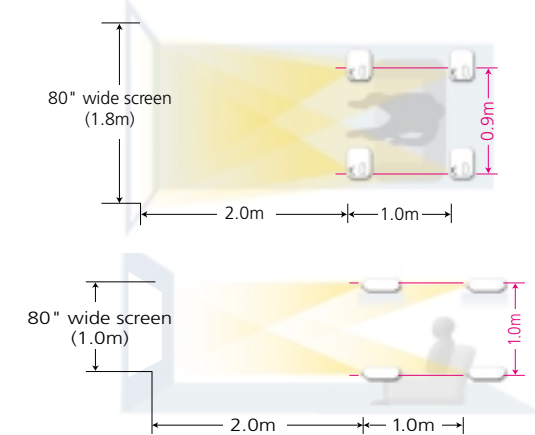
The wide zoom ratio/short focus lens helps to increase the range of set-up possibilities by allowing for movement both forward and back with relation to the screen. The short focus lens is capable of projecting an 80 inch image from a distance as short as 2m.

#### Quiet noise, only 28dB (Low Brightness Mode)

While watching a movie it is easy to forget there is a projector present.

#### Auto Aspect Mode

The projector automatically detects the aspect ratio from the source and projects accordingly.



### Compact, Lightweight, Beautiful

#### Beautiful and Petite

The chic and polished design blends into almost any room while simultaneously accentuating its environment. In addition its compact, lightweight size allows you to carry it effortlessly to any place.



### Ease of use

#### Easy-to-use remote control

The remote control is a practical size and it has glow-in-the-dark buttons for ease of use in a dark environment.

#### Direct Power-On

Turn on the projector by simply plugging the projector in. This is a convenient feature for ceiling mounted projectors.

#### Quick Start/Cool Down

Turn it on and wait a mere 8 seconds for images to appear, and just 20 seconds for the projector to cool down.

#### Built-in Speaker

With its compact built-in speaker, you can enjoy theatre-like quality at home by this simple plug and play.

